



Progress on Water, Sanitation and Hygiene in Africa

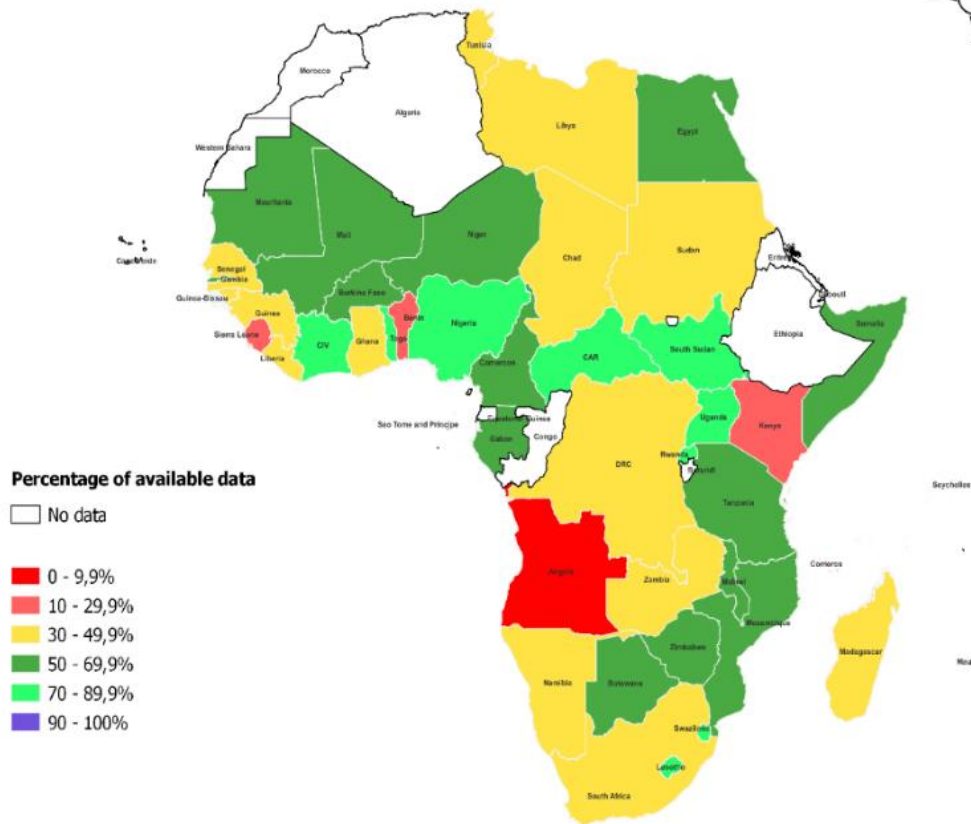
2nd Regional Consultation UN-WAD

November 2022

Patrice Leumeni

Senior Policy Officer, Monitoring and Reporting

Member States who reported data



Achieving SDG WASH targets in Africa will require a dramatic acceleration in current rates of progress

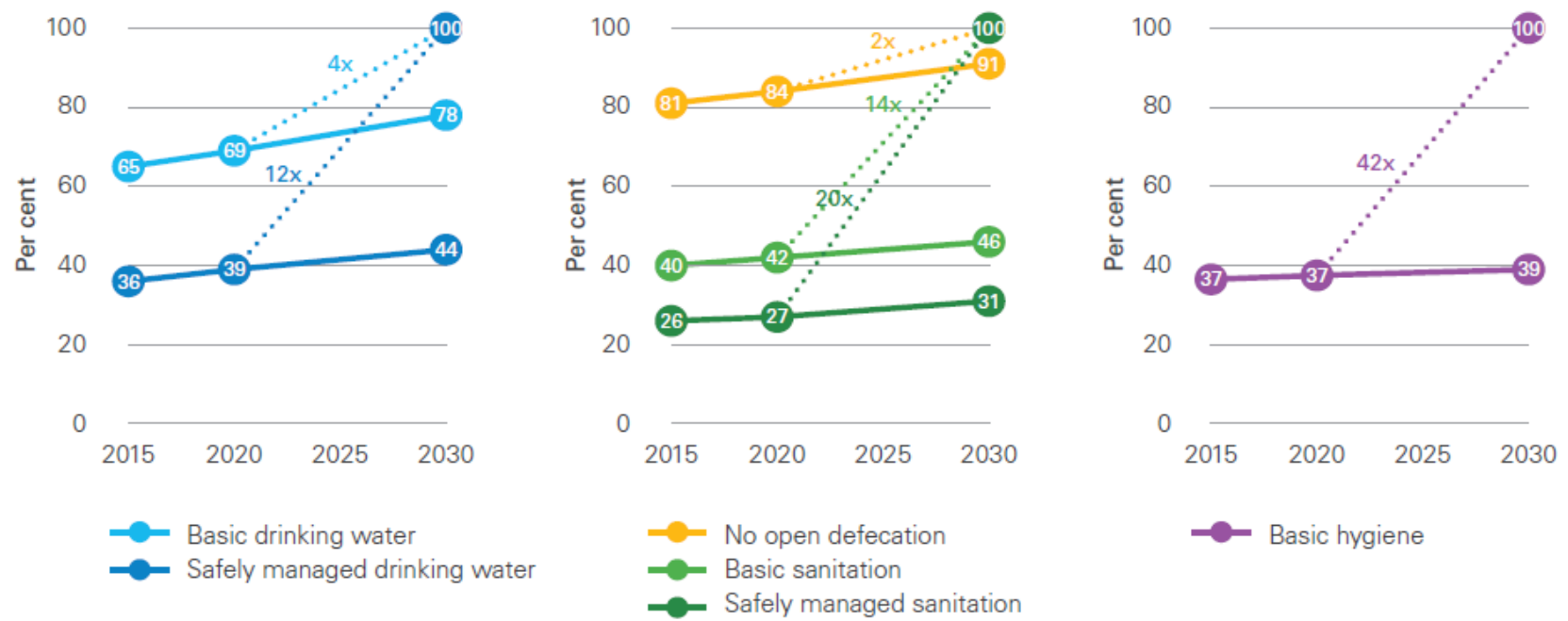


Figure 1: Coverage of WASH services in Africa, 2015-2020 (%), and acceleration required to meet targets by 2030

Keys findings from the 2022 Africa water sanitation sector monitoring (1/2)



Africa is on track of achieving only one indicator out of 11 regarding the Africa Water Vision.



0.25% of the GDP is allocated to WatSan sector



3.5% of the national budget for water supply, sanitation and hygiene¹

Keys findings from the 2022 Africa water sanitation sector monitoring



about 866 millions of Africa's population has no access to safely managed sanitation and basic hygiene services.



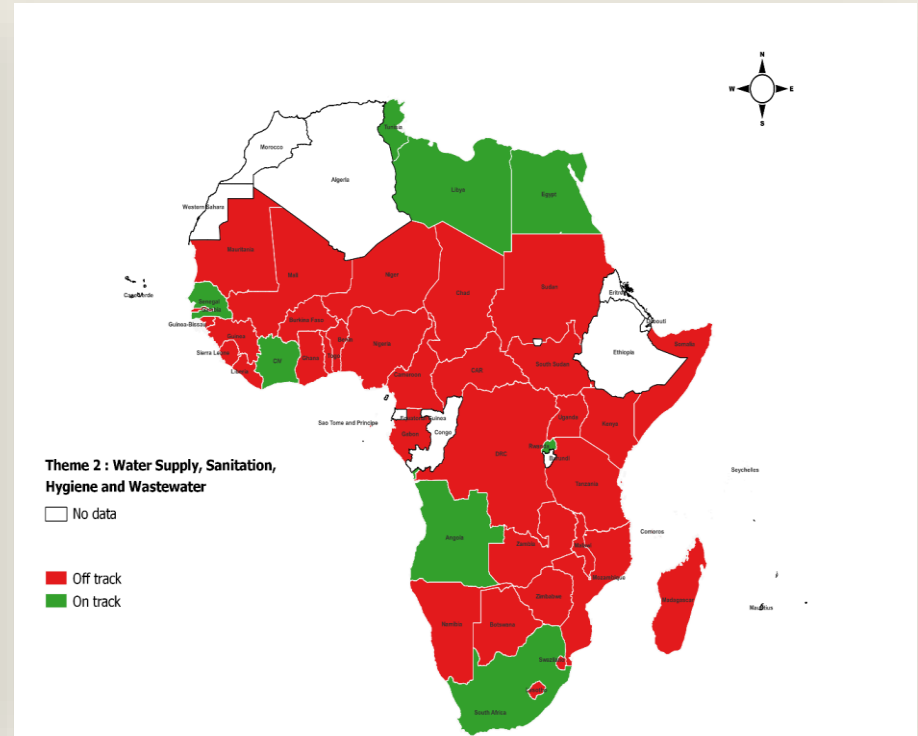
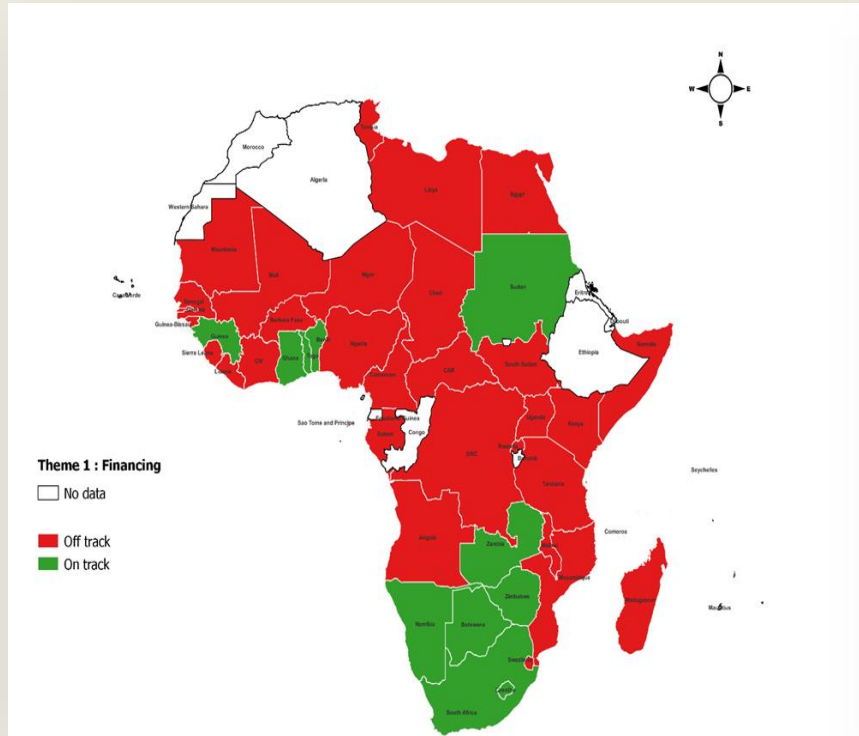
Created by Adrien Coquet
from the Noun Project

18% of population still practicing open defecation

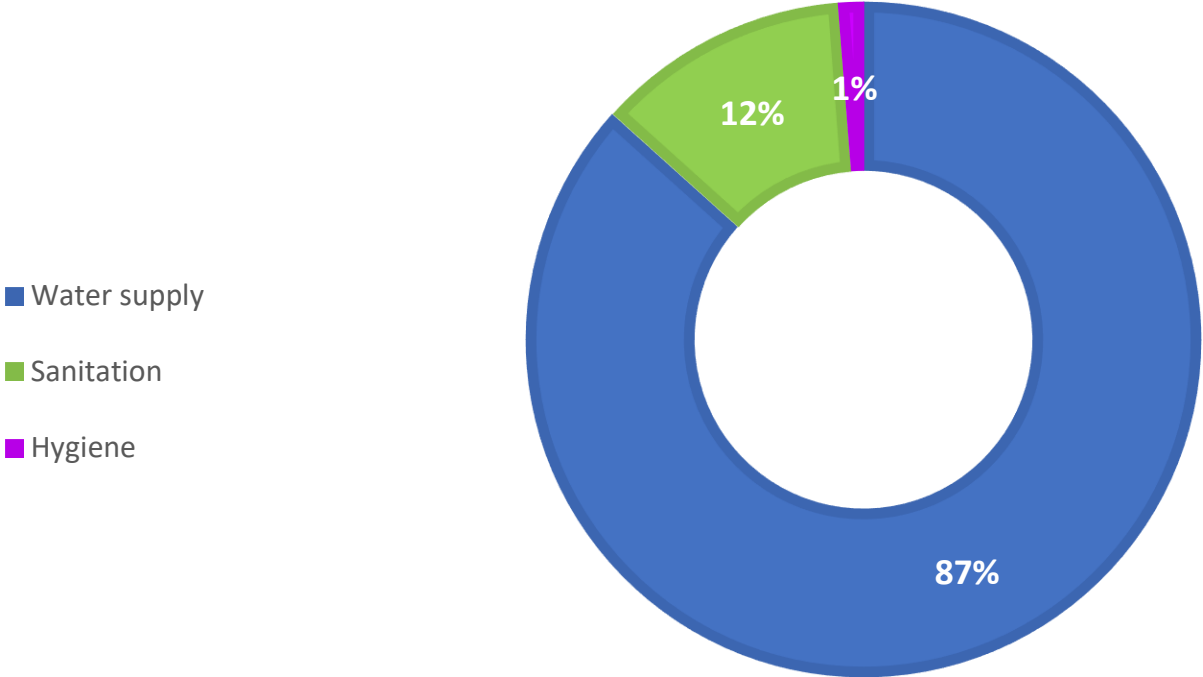


Over 429 millions people have no access to safely managed drinking water

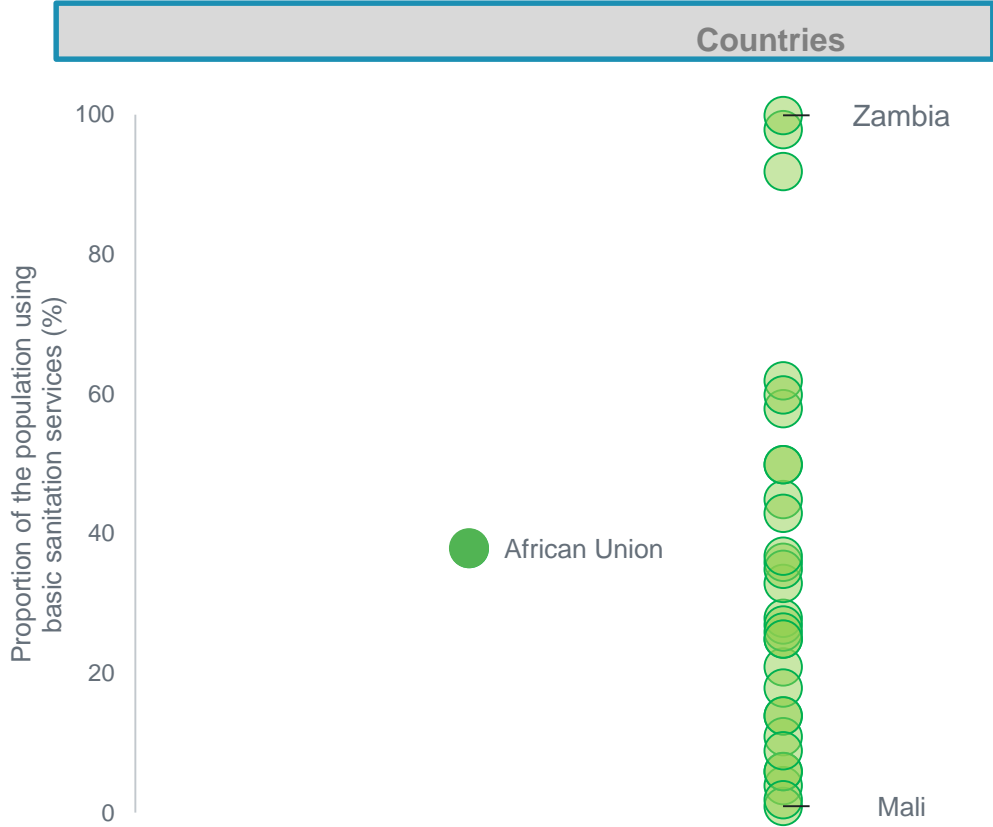
Overall Progress in financing and WatSan



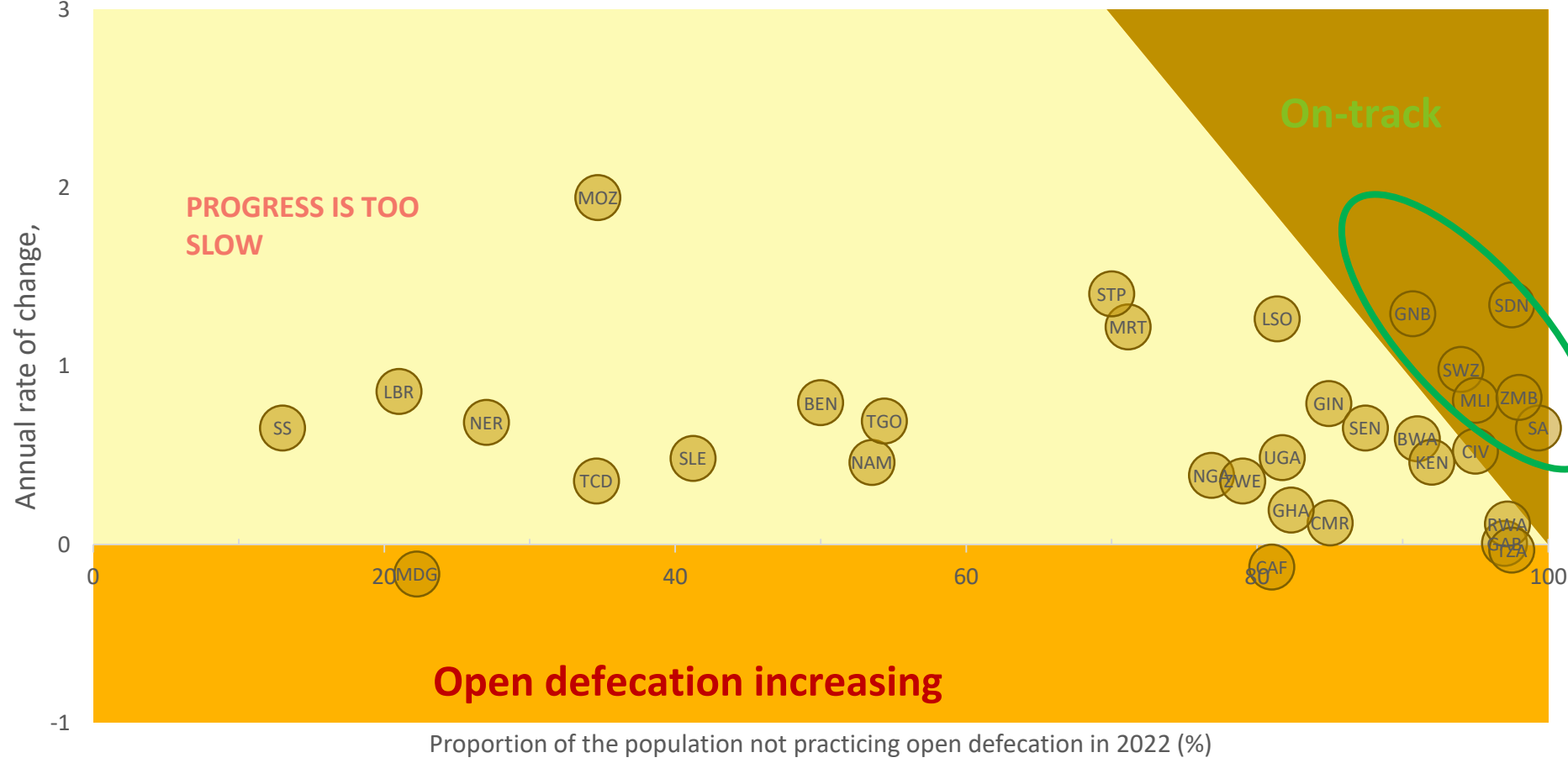
FUNDING GAP IN Water Supply, Sanitation, Hygiene and Wastewater



Inequalities in use of basic sanitation services



Progress of Member States with respect to percentage of population not practicing open defecation



Key challenges


Proportion of WASSMO Indicators reported against	# of countries	%	Country Name
[0%, <=25%]	5	11.4	Angola, Benin, Comoro, Guinea Bisau, Seychelles
[>25%, <=50%]	15	34.1	Chad, DR Congo, The Gambia, Ghana, Guinea, Lesotho, Liberia, Libya, Mozambique, Sao Tome and Principes, Somalia, South Sudan, Tanzania, Tunisia, Zambia
[>50%, <=75%]	17	38.6	Botswana, Burkina Faso, Cameroon, Central Africa Republic, Egypt, Eswatini, Gabon, Madagascar, Malawi, Mali, Mauritania, Namibia, Rwanda, Sierra Leone, Sudan, Uganda, Zimbabwe
[>75%, <=100%]	7	15.9	Cote d'Ivoire, Kenya, Niger, Nigeria, Senegal, South Africa, Togo
Total	44	100	

RECOMMENDATIONS

1. Water governance and supply for economic development

- To prioritize the function of water resources management and water services; make available commensurate material, financial and human resources to strengthen national and local government institutions for poverty alleviation and inclusive socio-economic development.

2. Safely managed sanitation and hygiene

- To strengthen systems and institutions, pandemic preparedness, and resilience to improve sanitation and hygiene programming and service delivery.
- 

RECOMMENDATIONS

3. On Monitoring, Learning, and Capacity Development

- To prioritize investments into institutionalizing monitoring, evaluation, knowledge and information management and learning
- Increase support on the functionality of the National Coordination Platform within Member States
- Institutionalise the convening of all the relevant Ministries, Department and Agency in each country
- Institutionalise the convening of a national validation workshop
- Conduct capacity need assessment in selected Member States

Thank You



[/amcow.amcow](https://www.amcow.org)

[@amcowafrica](https://twitter.com/amcowafrica)



AMCOW Africa